

REGISTRATION INSTRUCTIONS

Enrol in EX-MED Cancer PD

1. Click here to register



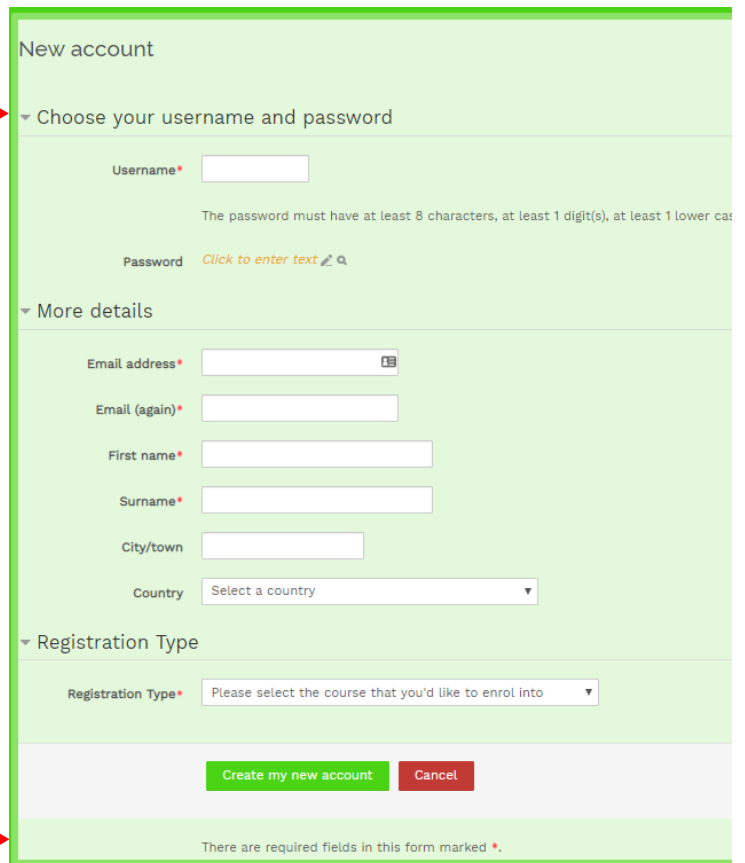
[Click here to register](#)

Registration instructions available [here](#)

2. Complete the required details including selecting what type of registration you would like:

- Online Course
- Online Course + Practical Workshop

Click 'Create my new account'




New account

▼ Choose your username and password

Username*

The password must have at least 8 characters, at least 1 digit(s), at least 1 lower case letter and at least 1 special character.

Password [Click to enter text](#) 

▼ More details

Email address*

Email (again)*

First name*

Surname*

City/town

Country

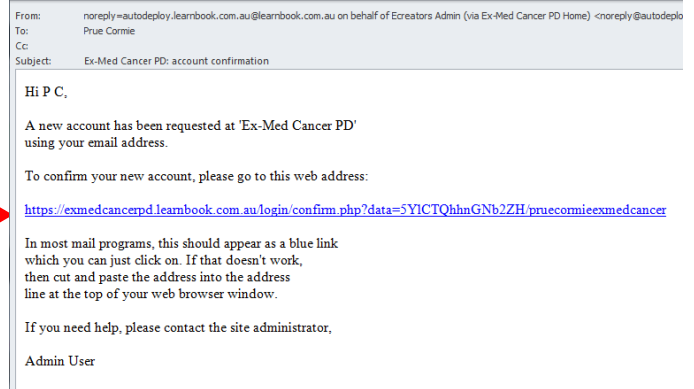
▼ Registration Type

Registration Type*

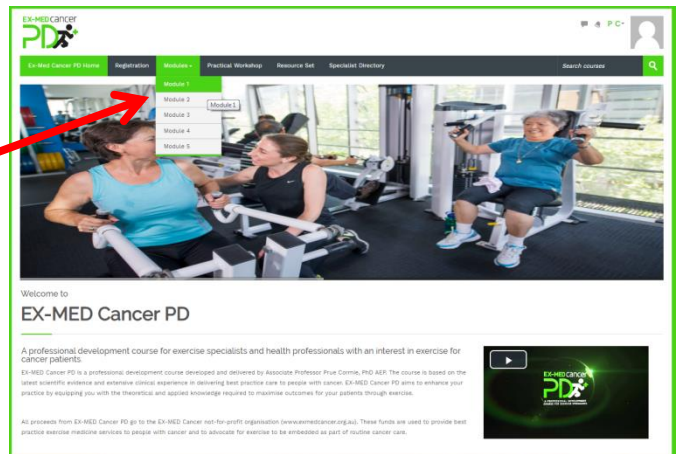
[Create my new account](#) [Cancel](#)

There are required fields in this form marked *.

3. Open the email with the subject line 'EX-MED Cancer PD; account confirmation' and click on the link to confirm your account.

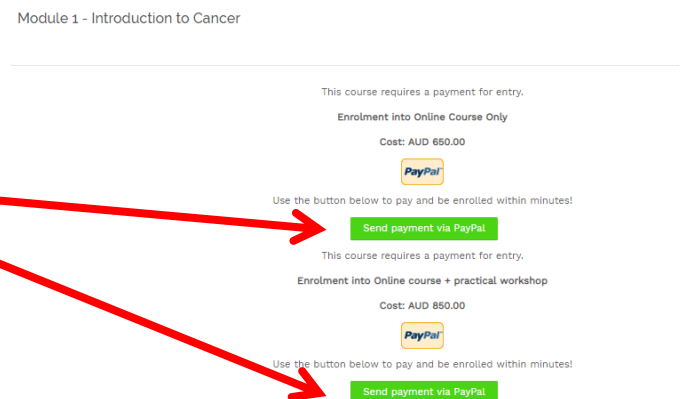


4. The link will now log you into the EX-ME Cancer PD website. From the home page, click on 'Modules' and then 'Module 1' to make payment and finalise your registration

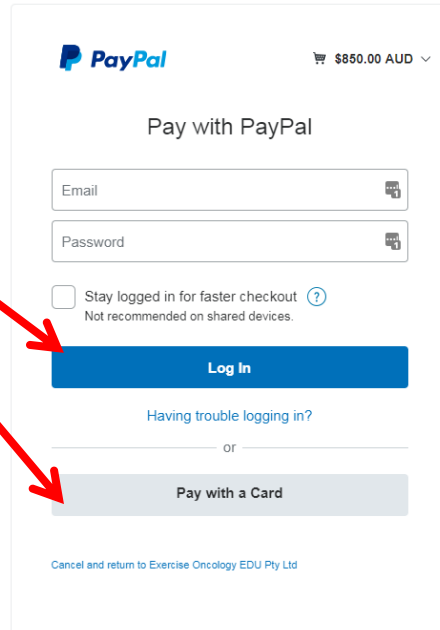


Enrolment options

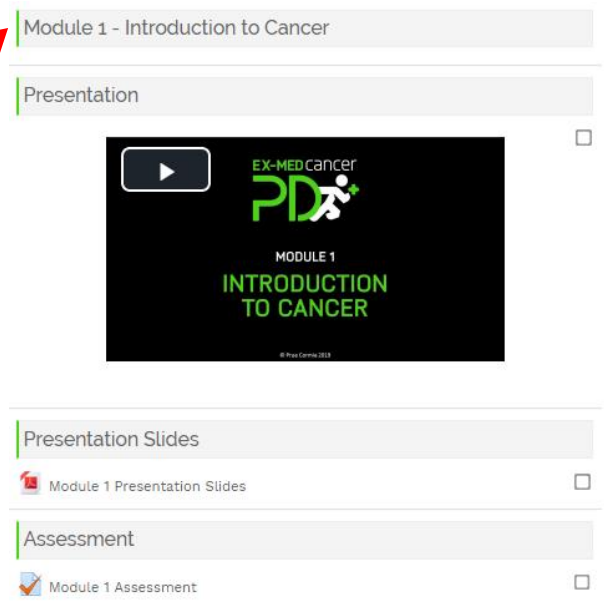
5. Choose your preferred enrolment option and click on 'Send payment via PayPal' to securely pay the registration fee.



6. Choose to securely pay with a credit card or sign-in to pay with PayPal



7. Once you have finalised payment you will be provided with access to the course content. Begin with Module 1 and work your way through the content.



Contact the EX-MED Cancer PD team if you have any questions
exmedcancer@exmedcancer.org.au